


Electromotive Systems

SBP2®

Pendant Pushbutton Stations



MAGNETEK
MATERIAL HANDLING

ELECTROMOTIVE SYSTEMS

Distributed By

M^cLaughlin Hoist & Crane


1850 Larkin Williams Rd.
Fenton, MO 63026
(636)343-9700
www.stlcrane.com

A decorative yellow crane beam with various hoist and hook components is shown horizontally across the bottom of the page.

STANDARD FEATURES

All SBP2® pendant pushbutton stations include the following features:

- ① Cable grip clamps provide a watertight sealed connection between cable and enclosure
 - ② Ample enclosure space for switch wiring
 - ③ An elastic, chemically resistant gasket ensures a tight seal between the two enclosure halves
 - ④ Switches are protected from internal/external contaminants
 - ⑤ Threaded ultra-sonic inserts are included with enclosure to prevent lost hardware during assembly
 - ⑥ Common circuit is pre-wired on all switches to simplify wiring
 - ⑦ A shrouded knock-out hole for optional pilot light or horn button
- Ergonomic design for increased comfort and decreased fatigue
 - Impact resistant pendant enclosure is double insulated, chemically resistant and rated NEMA 1, 3, 4, 4X and 12
 - Mechanical interlocks on single- and two-speed switches for enhanced safety
 - Cumulative contacts on two- and three-speed Switches provide precise detent feel
 - Switches are rated 3 Amp, 250 Vac and 2 Amp, 24 Vdc
 - Easy-to-read button functions
 - Dual stainless steel hanger rings allow for easy attachment to strain relief cable
 - Easily removable button hoods and nameplates
 - Operating temperature range: -10°F to 150°F
 - UL/cUL/CSA listed
 - Quick delivery of standard models from stock



PENDANT STATION OPTIONS

Configured with the various accessories listed below, SBP2 may be customized to meet any application requirement.

- Maintained two button on/off (in lieu of standard momentary on/off)
- Single speed switch inserts with one normally closed (N.C.) and one normally open (N.O.) contact per button
- 120 Volt AC pilot light (mounting in upper left hand accessory hole and/or standard button hole)
- On/Off key switch
- Two and three position selector switches
- Plug and/or receptacle quick disconnect for flange mount or in-line applications available as components, or pre-wired to Electromotive Systems Cable — consult factory
- Red mushroom on/off switch
- Blank to cover button hole
- J-Box mounting for additional switches and/or indicating lights
- Tandem mounting (6-12 button pendants) for multifunction/automation applications
- Stainless steel wire mesh cable grip
- Custom single and double T-box configurations are available - consult factory




ORDERING INFORMATION

COMPLETE STANDARD PENDANT STATIONS

	Description	Catalog #
2 Button	On/Off	SBP2-2-WB
	All One Speed	SBP2-2-WA
	All Two Speed	SBP2-2-WS
	All Three Speed	SBP2-2-WT
4 Button	2-One Speed with On/Off	SBP2-4-WB
	2-Two Speed with On/Off	SBP2-4-WBS
	2-Three Speed with On/Off	SBP2-4-WBT
	All One Speed	SBP2-4-WA
	All Three Speed	SBP2-4-WT
6 Button	4-One Speed with On/Off	SBP2-6-WB
	4-Two Speed with On/Off	SBP2-6-WBS
	4-Three Speed with On/Off	SBP2-6-WBT
	All One Speed	SBP2-6-WA
	All Two Speed	SBP2-6-WS
	All Three Speed	SBP2-6-WT
8 Button	6-One Speed with On/Off	SBP2-8-WB
	6-Two Speed with On/Off	SBP2-8-WBS
	6-Three Speed with On/Off	SBP2-8-WBT
	All One Speed	SBP2-8-WA
	All Two Speed	SBP2-8-WS
	All Three Speed	SBP2-8-WT
10 Button	8-One Speed with On/Off	SBP2-10-WB
	8-Two Speed with On/Off	SBP2-10-WBS
	8-Three Speed with On/Off	SBP2-10-WBT
	All One Speed	SBP2-10-WA
	All Three Speed	SBP2-10-WT
12 Button	10-One Speed with On/Off	SBP2-12-WB
	10-Two Speed with On/Off	SBP2-12-WBS
	10-Three Speed with On/Off	SBP2-12-WBT
	All One Speed	SBP2-12-WA
	All Two Speed	SBP2-12-WS
	All Three Speed	SBP2-12-WT

Standard On/Off switch is momentary. For maintained On/Off, substitute B with the letter H in the catalog number.



CORD GRIP KIT — #CG-KIT

Consists of nut, friction ring and a selection of five washers for cable, ranging in diameter from 0.375" to 0.812". Cord grip is provided with factory assembled standard and custom pendant stations.

ROUND STRAIN RELIEF CONTROL CABLE*

# of Conductors	AWG	Diameter	Weight	Catalog #
8	16	0.500"	0.20	R-16/8SR
12	16	0.570"	0.25	R-16/12SR
16	16	0.630"	0.30	R-16/16SR
24	16	0.765"	0.40	R-16/24SR

Non-strain relief cable also available from stock. * Requires strain relief hardware

STAINLESS STEEL MESH STRAIN RELIEF CABLE GRIPS

Cable Size Diameter	Catalog #
0.375"-0.437"	WRSP-208
0.437"-0.562"	WRSP-209
0.562"-0.625"	WRSP-210
0.625"-0.687"	WRSP-211
0.687"-0.812"	WRSP-212



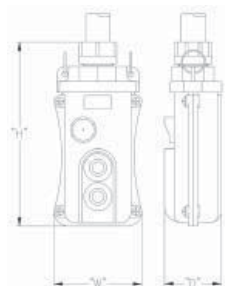
SBP2 can be supplied with a cord grip and strain relief hardware when using strain relief cable. When using non-strain cable, a stainless steel wire mesh cable grip connection between the pendant enclosure and the cable may be used.



Wire mesh cable grip used with non-strain relief cable. One cable grip required at pendant and one at junction-box.

SPECIFICATIONS

Enclosure	Inches (mm)			Approx. Weight	
	Size	H	W	D	Lbs.
2 Button	7.41 (188)	3.52 (90)	2.31 (59)	.75	.34
4 Button	9.77 (248)	3.52 (90)	2.31 (59)	1	.45
6 Button	12.12 (308)	3.52 (90)	2.31 (59)	1.4	.64
8 Button	14.50 (368)	3.52 (90)	2.31 (59)	1.6	.73
10 Button	17.00 (432)	3.52 (90)	2.31 (59)	1.85	.84
12 Button	19.75 (502)	3.52 (90)	2.31 (59)	2.1	.95



SBP2® CUSTOM PENDANT CONFIGURATIONS

Magnetek offers a wide array of standard pendant configurations. For applications where a standard assembly is not appropriate, a custom station will be pre-assembled and/or pre-wired by the factory according to your specifications. Custom pre-assembled models not wired to cable can even be shipped the same day we receive your order.

To order a customized pendant station, a catalog number may be created by using the following:

- "SBP2" prefix
- Number of buttons in the enclosure (excluding pilot/horn accessory)
- Switch designator suffix(es) in installation order (top to bottom)—see example

FOR EXAMPLE:

SBP2-8-RP-H2-S-A2-A2

Breakdown:

8 = 8 button enclosure
 RP = Red pilot in upper left knock-out
 H2 = Maintained on/off
 S = Two speed button
 A2 = Single speed button
 A2 = Single speed button

TECHNICAL ADVICE

- Pendant enclosures are designed for "paired" or two button switches. With that in mind, it is important to note that some accessories may need to be paired with a blank to cover buttonhole(s) where a switch is not installed.
- All SBP2 enclosures are available with a "knock out" in the upper left corner of the station. When utilized, this opening accommodates the mounting of a single button momentary (horn) or pilot light, sized just for the upper left position. No other SBP2 accessories can be mounted in the upper left position.
- All button positions should be accounted for (except the upper left position) when ordering a custom configuration. Button labels may be noted and are applied at no extra charge.
- Custom configured pendant stations may be pre-wired at the factory using Magnetek's strain or non-strain round pendant cable. Submit a wiring diagram or layout sketch with the order for non-standard wiring to your specifications.

For more information contact Magnetek Material Handling or your local Magnetek Sales Representative.

ACCESSORIES/REPLACEMENT PARTS

	Description	Catalog #	Switch Designator Suffix
Enclosure Without Switches	2 Button Enclosure*	SBP2-E2	-2
	4 Button Enclosure*	SBP2-E4	-4
	6 Button Enclosure*	SBP2-E6	-6
	8 Button Enclosure*	SBP2-E8	-8
	10 Button Enclosure*	SBP2-E10	-10
	12 Button Enclosure*	SBP2-E12	-12
Two Button Switches	Single Speed (1 N.O. Contact per Button)	SBP2-A2	-A2
	Single Speed (1 N.O. & 1 N.C. Contact per Button)	SBP2-AB2	-AB2
	Single Speed (Each Button has 2 N.O. Contacts)	SBP2-D2	-D2
	Two Speed	SBP2-S	-S
	Three Speed	SBP2-T	-T
	Momentary On/Off	SBP2-B	-B
	Maintained On/Off	SBP2-H2	-H2
Maintained On/Off (N.O. & N.C. per Button)	SBP2-H3	-H3	
Button Covers	Green	WC2-G	
	Red	WC2-R	
	Black	WC2-LB	
	Black (High Ambient/Chemically Resistant)	WC2-BS	
120 VAC Pilot Light (Mounts in upper left corner on pendant enclosure)	Red	SBP2-PL-120R	-RP
	Green	SBP2-PL-G	-GP
	White	SBP2-PL-W	-WP
	Yellow	SBP2-PL-Y	-YP
120 VAC Pilot Light (Mounts in regular button hole)	Red	SBP2-PLX-120	-XR
	Green	SBP2-PLX-G	-XG
	White	SBP2-PLX-W	-XW
	Yellow	SBP2-PLX-Y	-XY
Momentary Button for Horn (Mounts in upper left corner of pendant enclosure)		SBP2-BZS	-BZ
Momentary Button for Horn (Mounts in regular button hole)		SBP2-ABZS	-AB
2-Position Key Switch On/Off		SBP2-KS2	-KS2
2-Position Selector		SBP2-L2	-L2
3-Position Selector (N.C. in center position)		SBP2-L3	-L3
3-Position Selector (N.O. in center position)		SBP2-L3B	-L3B
Red Mushroom On/Off (Pull to release on)		SBP2-SMMH	-SM
Blank (To cover button hole)		SBP2-BLNK	-BL
J-Box for Single Pendant		SBP2-JBX1	
J-Box for Double Pendant		SBP2-JBX2	

* Replacement Enclosures Include:

- Front, back and top enclosure assembly
- Enclosure hardware
- Button hoods and legends
- Cord grip kit sold separately

SPB2® PENDANT PUSHBUTTON STATIONS

The Lightweight Pendant Station for Heavyweight Applications



Complete Pendant Stations

- 2, 4, 6, 8, 10 or 12 button configurations
- 1, 2 or 3 speed operations
- Suitable for AC or DC applications
- Standard or custom pendant stations
- UL/cUL/CSA Listed

Ergonomic Design

- Lightweight, ergonomic design — most models weigh under 2 pounds
- Slim-line pendant rests comfortably in the palm of your hand
- Optimum control and performance with less effort and fatigue than traditional pendants

Quick Delivery

- Most SBP2 Pendants are available from stock and can be shipped the day the order is placed

Superior Durability

- SBP2 was designed to survive even the most brutal environments
- High-impact resistant, watertight enclosure is ideally suited for any industrial application